


E4040

Wired thermostat for all types of heating and air conditioning devices.

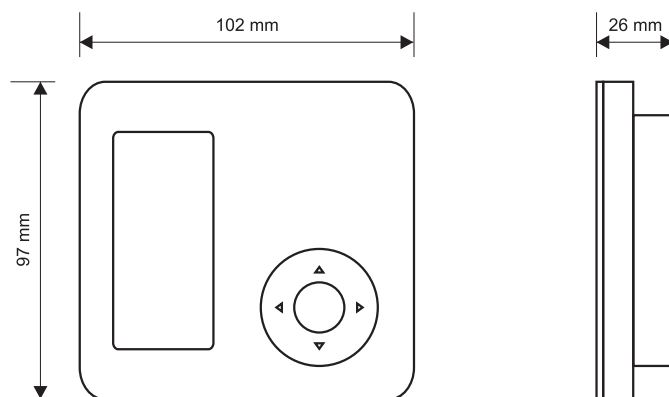


- User friendly thermostat enabling easy control of temperature in living and utility rooms,
- Clear, backlit E-Ink display,
- Two temperature levels: comfort and economic,
- Enables operation in one of the following three operation modes:
 - Room temperature control,
 - Floor temperature control,
 - Room temperature control with floor temperature limitation.
- Range setting with the accuracy of 0.5 hour,
- Simultaneous display of current and preset temperature,
- Interlock of a thermostat with the use of 4-digit code,
- Numerous useful features: temporary temperature setting, keypad interlock function, constant temperature, holiday mode, discharged batteries indication,
- Temperature reading with the accuracy of 0.1°C,
- Possibility to switch the thermostat off after the heating season with anti-freeze temperature on,
- Temperature readings correction.

Controlled device	heating / air conditioning systems
Supply voltage	3 V – 2 pieces of AAA batteries
Maximum load	5 A 250 V 50Hz
Thermostat output	relay, voltage-free type, SPDT
Temperature measurement range	0°C...+100°C
Temperature adjustment range	+5°C... +35°C / +5°C... +85°C in floor temperature measurement mode
Temperature control accuracy	0.1°C
Temperature reading accuracy	0.1°C
Hysteresis range	0.2°C... 10°C with step of the change of 0.1°C
Operation temperature	+5°C... +45°C
Storage temperature	-10°C... +50°C
Ingress protection rating	IP 20
Color	white/gray
Mounting method	wall mounted, wall plugs
Thermostat weight without batteries	120 g
Standards, approvals, certificates	conformity to EMC, LVD, RoHS
Thermostat class	IV (PWM mode)
Contribution to energy efficiency	2% (PWM mode)
Warranty period	2 years
Dimensions width / height / depth (in mm)	102/97/26
Thermostat kit contains	Euroster 4040 Thermostat, screw anchors, Batteries, User Manual with Warranty Certificate

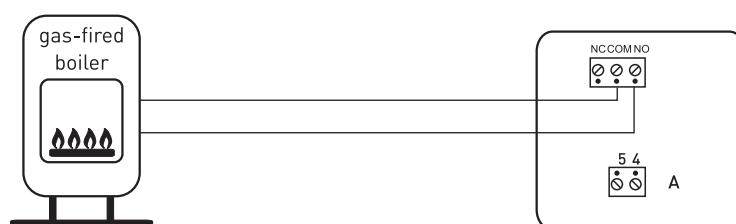
EUROSTER 4040

THERMOSTAT



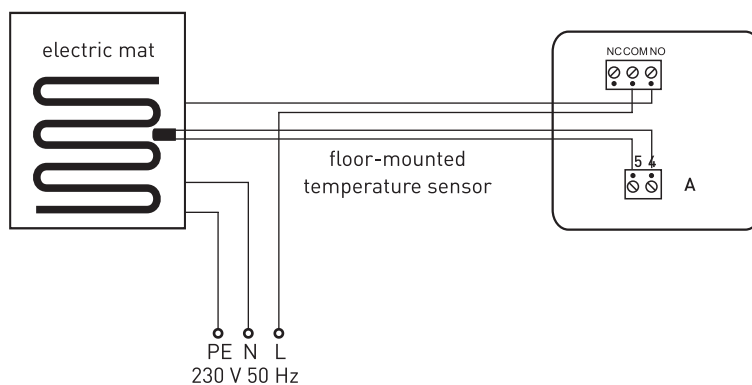
The simplified diagrams presented do not contain all of the elements necessary to correctly install the device.

GAS-FIRED BOILER



FLOOR HEATING SYSTEM

For receivers fed with 230 V 50 Hz voltage



CH / AIR CONDITIONING SYSTEM

For receivers fed with 230 V 50 Hz voltage

