


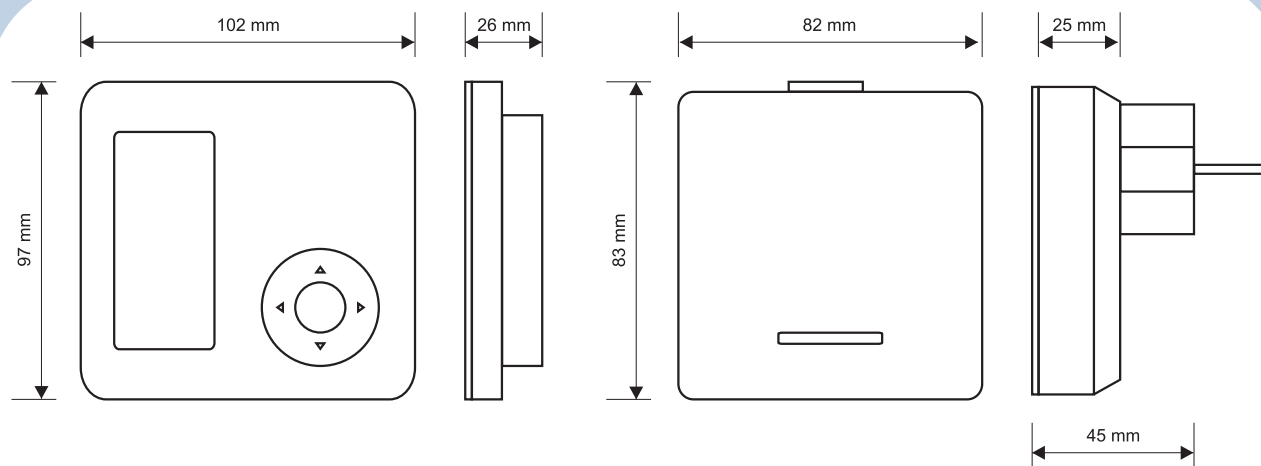
E4040TXRX

Wireless, programmable thermostat for all types of heating and air conditioning devices.



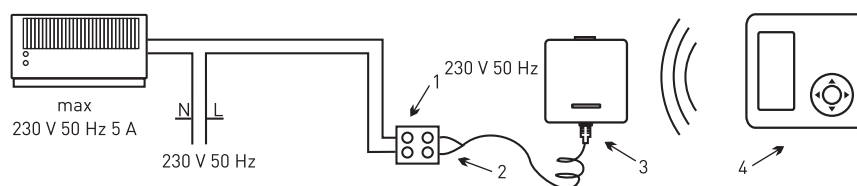
- User friendly thermostat enabling easy control of temperature in living and utility rooms,
- Bidirectional communication ensures high operational reliability and resistance to interference,
- Information on radio signal level facilitates determining the maximum range,
- Clear, backlit E-Ink display,
- Two temperature levels: comfort and economic,
- Range setting with the accuracy of 0.5 hour,
- Simultaneous display of current and preset temperature,
- Interlock of a thermostat with the use of 4-digit code,
- Numerous useful features: temporary temperature setting, keypad interlock function, constant temperature, holiday mode, discharged batteries indication,
- Temperature reading with the accuracy of 0.1°C,
- Possibility to switch the thermostat off after the heating season with anti-freeze temperature on,
- Temperature readings correction,
- Surface mounting.

Controlled device	heating / air conditioning systems
Supply voltage	Thermostat – 3 V [2 pieces of alkaline AAA batteries] / Receiver – 230 V 50 Hz
Maximum load	5 A 250 V 50Hz
Thermostat output	relay, voltage-free type, SPST
Temperature measurement range	0°C...+100°C
Temperature adjustment range	+5°C...+35°C
Temperature control accuracy	0.1°C
Temperature reading accuracy	0.1°C
Hysteresis range	0.2°C... 10°C with step of the change of 0.1°C or PWM mode
Operation temperature	+5°C... +45°C
Storage temperature	-10°C... +50°C
Ingress protection rating	IP 20
Color	white/gray
Mounting method	Thermostat – stand / Receiver – 230 V 50 Hz socket
Weight	Thermostat without batteries – 115 g / Receiver – 170 g
Standards, approvals, certificates	conformity to RED, EMC, LVD and RoHS
Thermostat class	IV (PWM mode)
Contribution to energy efficiency	2% (PWM mode)
Warranty period	2 years
Dimensions width / height / depth (in mm)	Thermostat – 102/97/26 / Receiver – 82/83/45
Thermostat kit contains	Euroster 4040TX Thermostat, RX Receiver, Thermostat Stand, AAA Alkaline Battery, User Manual with Warranty Certificate



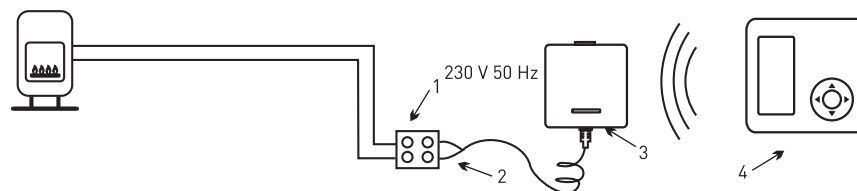
The simplified diagrams presented do not contain all of the elements necessary to correctly install the device.

HEATING DEVICE SUPPLIED FROM 230 V 50 Hz MAINS



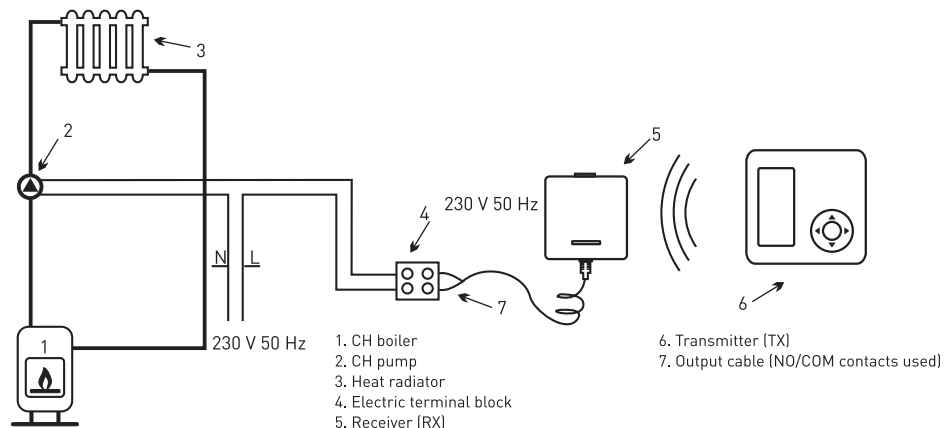
1. Electric terminal block
2. Output cable (NO/COM contacts used)
3. Receiver (RX)
4. Transmitter (TX, maybe located in any room)

GAS-FIRED BOILER



1. Electric terminal block
2. Output cable (NO/COM contacts used)
3. Receiver (RX)
4. Transmitter (TX)

CH PUMP



1. CH boiler
2. CH pump
3. Heat radiator
4. Electric terminal block
5. Receiver (RX)
6. Transmitter (TX)
7. Output cable (NO/COM contacts used)